

# Datasheet

## CRPS Server Power Supply

Input: 90-264Vac/180-300Vdc,36-72Vdc, Output: 12Vdc+12Vsb

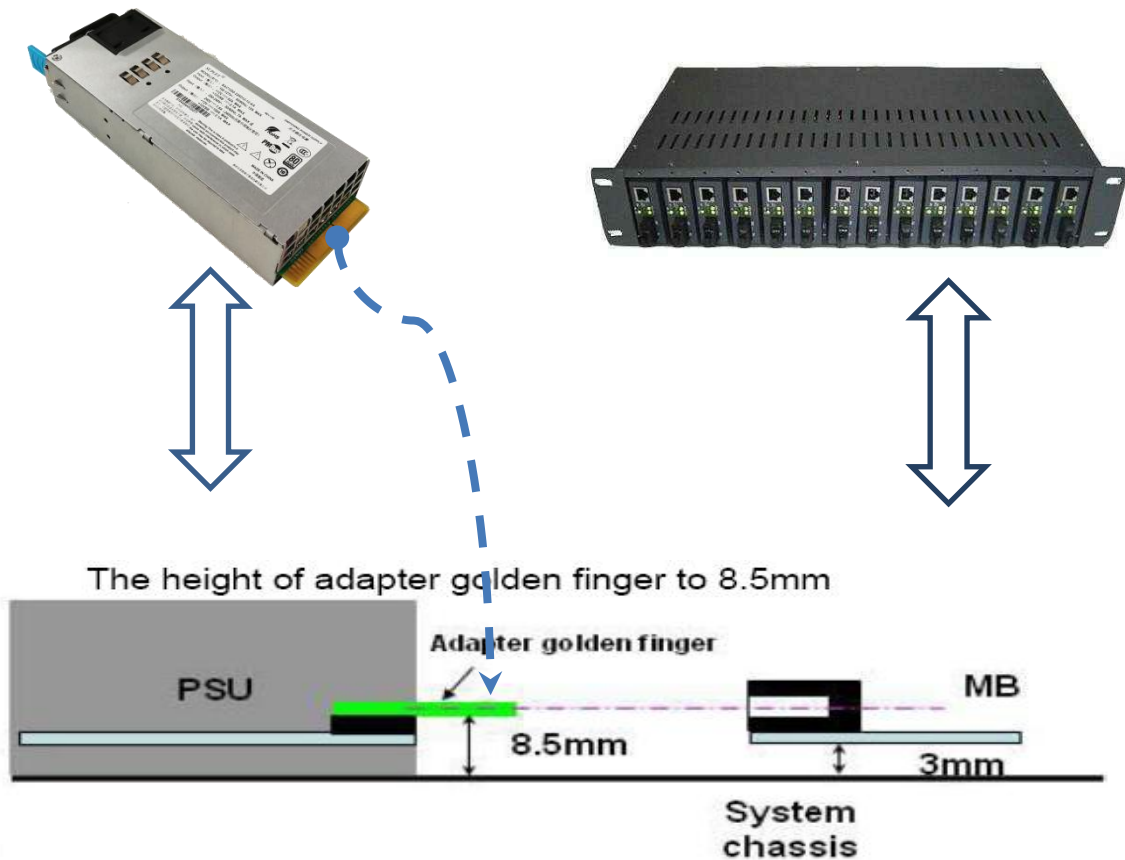
### Features

- Input: 90Vac~264Vac,180~300Vdc, 36~72Vdc
- Output:12Vdc+12Vsb
- Output power range from 550W-1600W
- 80PLUS® platinum efficiency
- N+N Redundant
- Hot pluggable
- Active current sharing
- PMBus® compliant
- Conducted/Radiated EMI Class A Limits
- CCC/CQC Certificate
- 40mm\*73.5mm\*185mm( H\*W\*D)

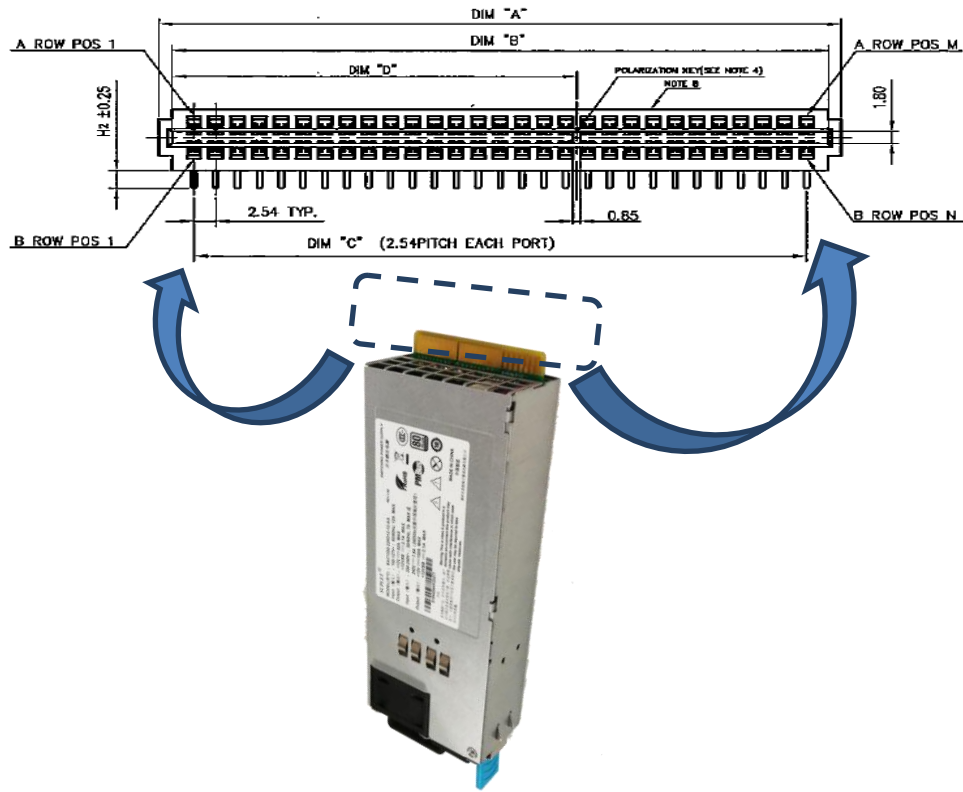


Items	Notes& conditions	Items	Class
<b>Safety Certification</b>	IEC60950, UL60950, EN60950 and GB4943	<b>Conducted Emission</b>	CLASS A
<b>Isolation Voltage (input-output)</b>	1500Vac isolation voltage, test duration 1 minute, leak current less than 10mA, no arcing or breakdown		
<b>Isolation Resistance (input-output)</b>	Isolation resistance $\geq 10M\Omega$ at 90% relative humidity, non-condensing and 500Vdc test voltage	<b>Radiated Emission</b>	CLASS A
<b>Leakage Current (input-ground)</b>	<1.0mA (264Vac, 50/60Hz input)	<b>ESD</b>	+/-8kV contact discharge; +/-15kV air discharge, Criterion R;
<b>Leakage Resistance</b>	<0.1 $\Omega$ (40A/2min)	<b>RS</b>	80MHz-2GHz, 3V/m, 80%AM, criterion A
<b>Cooling</b>	Air cooling	<b>CS</b>	150KHz-80MHz, 3Vrms, 80%AM, Criterion A
<b>Failure isolation</b>	It can be isolated after the PSU is failed.	<b>EFT/B</b>	+/-2KV, Criterion A
<b>Vibration</b>	Non-operating, sinusoidal vibration: 5 to 500Hz@0.5gRMS, 0.5 oct/min in each of three mutually perpendicular axes. The test duration shall be 15mins per three vibration. Random vibration: from 5Hz@0.01g <sup>2</sup> /Hz to 20 Hz@0.022/Hz (slant). From 20 Hz to 500 Hz@0.022/Hz (flatness). Input acceleration speed=3.13gRMS. The test duration shall be 10 minutes for each axis for a total test duration of 30mins.	<b>Surge</b>	+/-1KV difference mode; +/-2KV common mode, Criterion A
		<b>Voltage dips and short interruptions</b>	Test duration 10ms, dip to 0%UT, Criterion B Test duration 500ms, dip to 70%UT, Criterion C Test duration 200ms, dip to 40%UT, Criterion C Test duration 5000ms, dip to 0%UT, Criterion C

Parameter	Unit	Notes & conditions	Min	Typ	Max
Operating temperature	°C	Bottom base temperature and ambient temperature	0	25	50
Storage temperature	°C		-40	—	70
Relative humidity	%(H)	Non-condensing, fulfill conditions of 95% relative humidity. 55°C dry bulb thermometer and 54°C wet bulb thermometer	5	—	95
Altitude	m		0	—	5000



Installation  
Instruction




Output & Signal Pins Assignment

Pin No.	Symbol	Pin Type	Pin No.	Symbol	Pin Type
A1-A9	GND	Isolated Ground	B1-B9	GND	Isolated Ground
A10-A18	12V	Isolated Power	B10-B18	12V	Isolated Power
A19	SDA	I/O	B19	A0	Input
A20	SCL	Input	B20	A1	Input
A21	PSON	Input	B21	12VSB	Isolated Power
A22	SMBus ALERT#	Output	B22	CR_1	Analog Input
A23	RETURNS	Analog Input	B23	12LS	Analog I/O
A24	+12VRS	Analog Input	B24	PRESENT	Input
A25	PWOK	Output	B25	Reserved	N/A

CRPS Series


INTEL Server Power




# CRPS Series

# INTEL Server Power

Front & Rear View, Top & Bottom View



Front & Rear View, Side View



## Order information

MPN	AC Input Voltage	Frequency	Input Current		DC Input Voltage	Output Voltage/Output Current		
			110Vac	220Vac		+12V	+12VSB	
1	SAC550-220D12-12	90-264Vac	47-63HZ	7A	3.5A	180-300Vdc	45A	2.1A
2	SAC800-220D12-12	90-264Vac	47-63HZ	10A	5A	180-300Vdc	65A	2.1A
3	SAC1200-220D12-12	90-127Vac	47-63HZ	12A	-	-	82A	2.1A
		200-240Vac	47-63HZ	-	7.5A	180-300Vdc	100A	2.1A
4	SAC1600-220D12-12	90-127Vac	47-63HZ	12.5A	-	-	82A	2.1A
		200-240Vac	47-63HZ	-	9.5A	180-300Vdc	132A	2.1A
5	SDC1032-220D12-12	-	-	-	-	36-72Vdc	84A	2.1A

Note: All information contained in this datasheet is subject to change without notice, please visit our official website [www.suplet.com](http://www.suplet.com) for the latest information and refer to the user manual for more details.